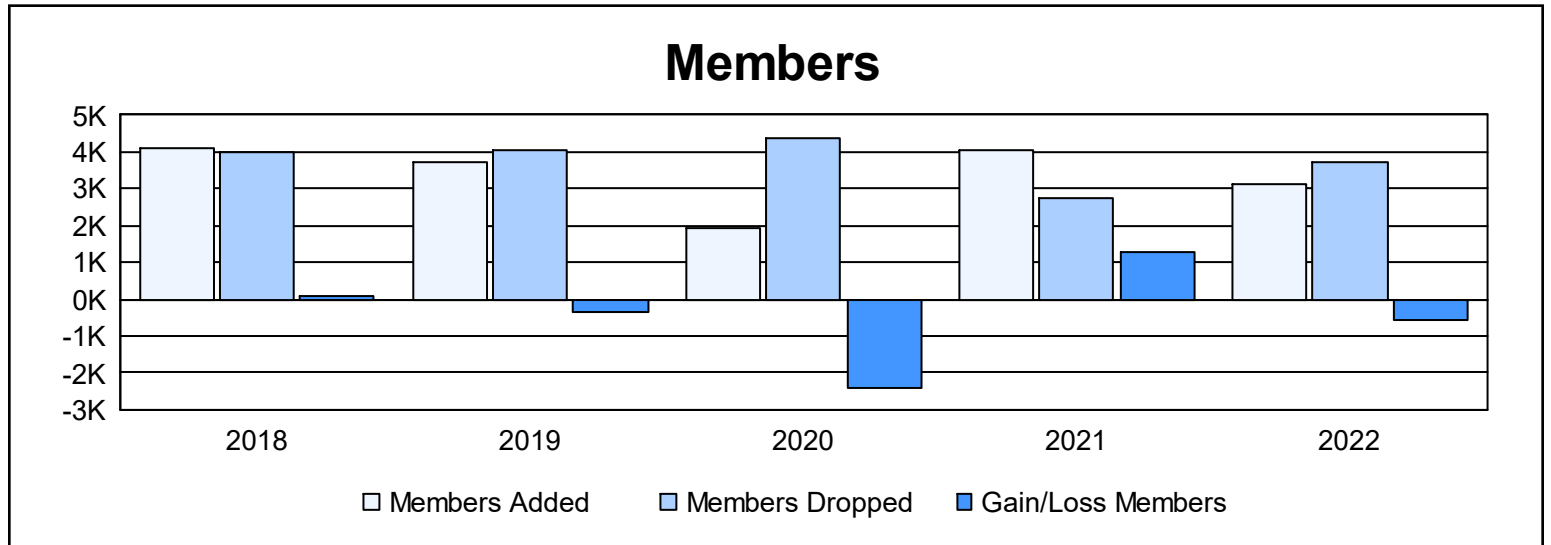
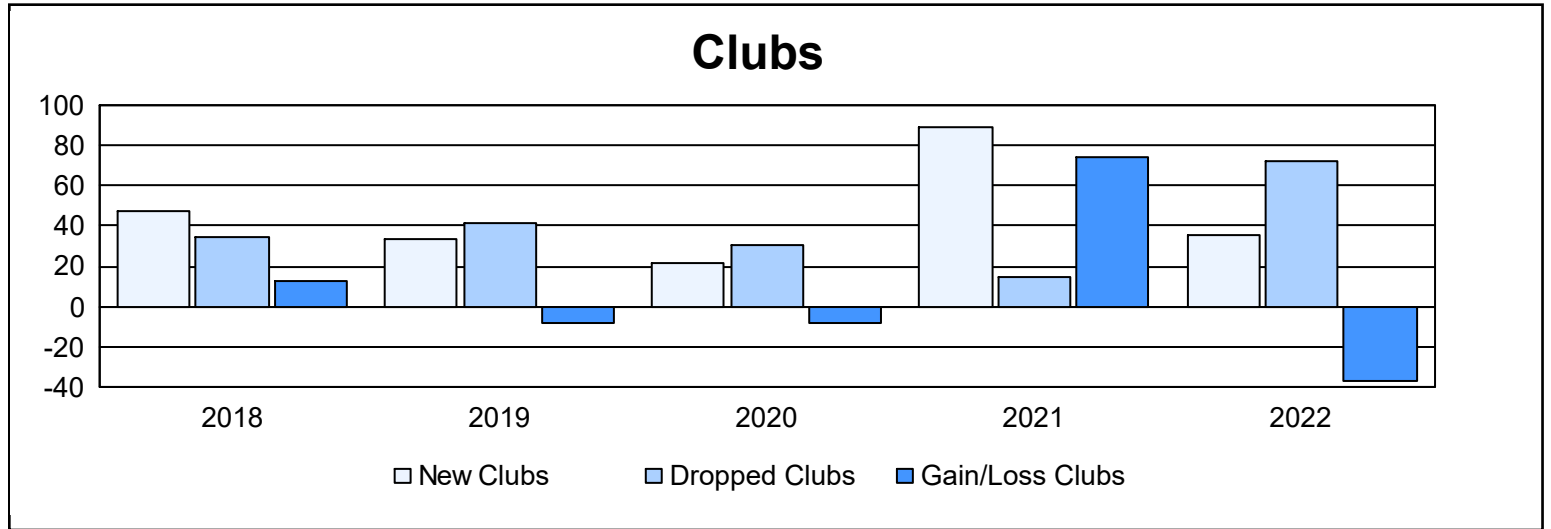
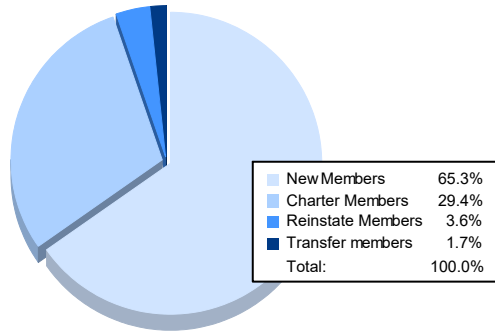


Year	New Clubs	Dropped Clubs	Gain/ Loss Clubs	New Members	Charter Members	Reinstate Members	Transfer Members	Total Member Added	Total Members Dropped	Gain/ Loss Members
2017-2018	47	34	13	2,696	1,115	241	26	4,078	3,968	110
2018-2019	33	41	-8	1,853	1,253	172	421	3,699	4,070	-371
2019-2020	22	30	-8	1,077	604	168	102	1,951	4,369	-2,418
2020-2021	89	15	74	1,834	2,035	111	45	4,025	2,722	1,303
2021-2022	35	72	-37	2,054	924	112	54	3,144	3,727	-583
Average	45	38	7	1,903	1,186	161	130	3,379	3,771	-392



Membership Composition June 2022 Cumulative



Gender Composition June 2022 Cumulative

